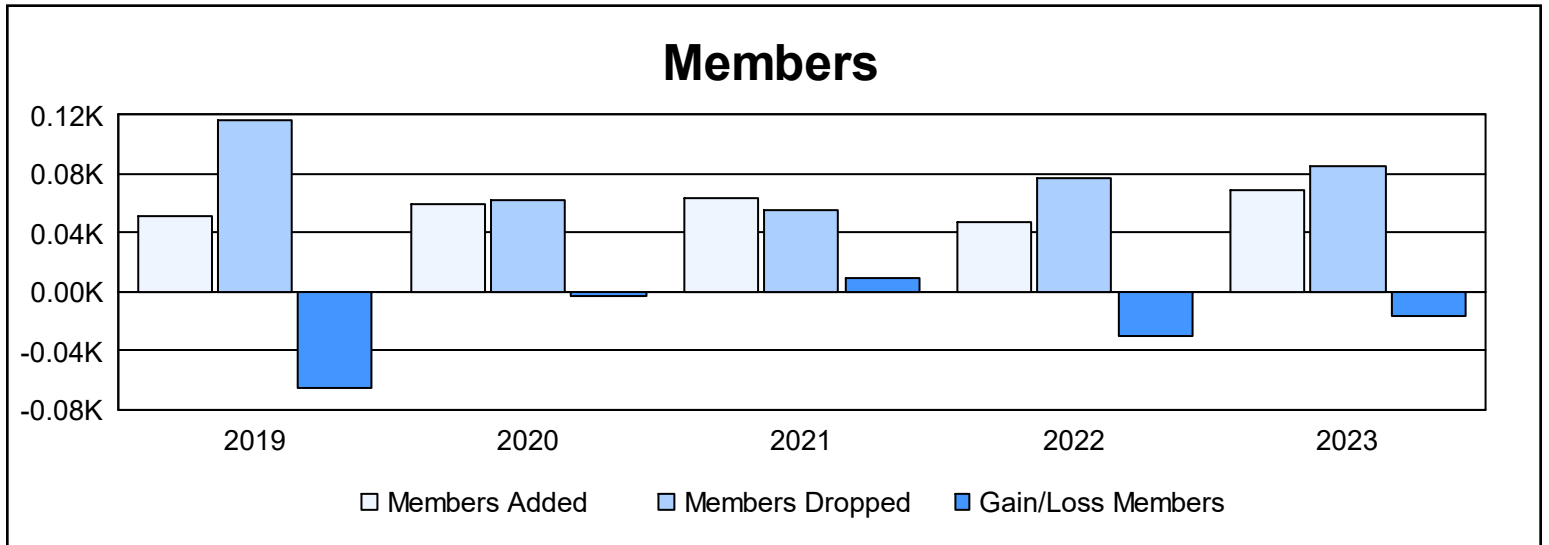
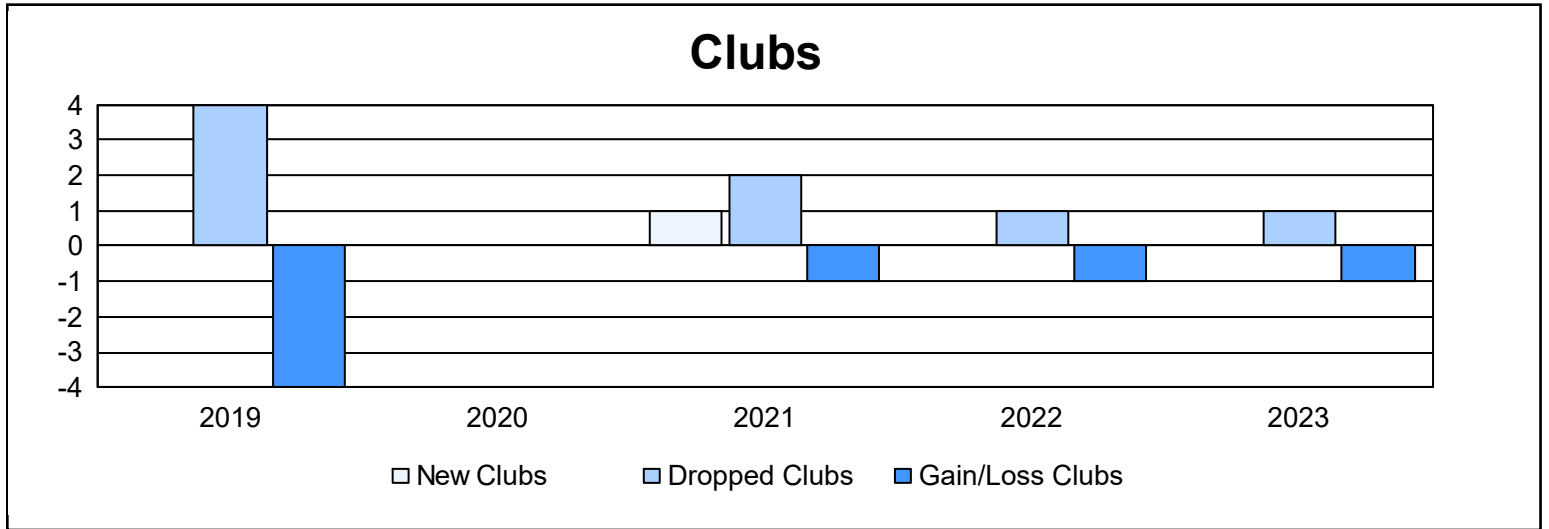
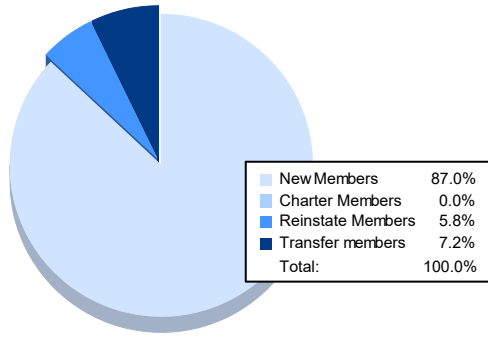


| Year | New Clubs | Dropped Clubs | Gain/ Loss Clubs | New Members | Charter Members | Reinstate Members | Transfer Members | Total Member Added | Total Members Dropped | Gain/ Loss Members |
|----------------|-----------|---------------|------------------|-------------|-----------------|-------------------|------------------|--------------------|-----------------------|--------------------|
| 2018-2019 | 0 | 4 | -4 | 46 | 0 | 1 | 4 | 51 | 116 | -65 |
| 2019-2020 | 0 | 0 | 0 | 43 | 1 | 9 | 6 | 59 | 62 | -3 |
| 2020-2021 | 1 | 2 | -1 | 40 | 20 | 4 | 0 | 64 | 55 | 9 |
| 2021-2022 | 0 | 1 | -1 | 42 | 0 | 5 | 0 | 47 | 77 | -30 |
| 2022-2023 | 0 | 1 | -1 | 60 | 0 | 4 | 5 | 69 | 85 | -16 |
| Average | 0 | 2 | -1 | 46 | 4 | 5 | 3 | 58 | 79 | -21 |



Membership Composition June 2023 Cumulative



Gender Composition June 2023 Cumulative

